

Sentral Parent Portal


Portal 2 and App access

Setting up access to Portal 2 Access

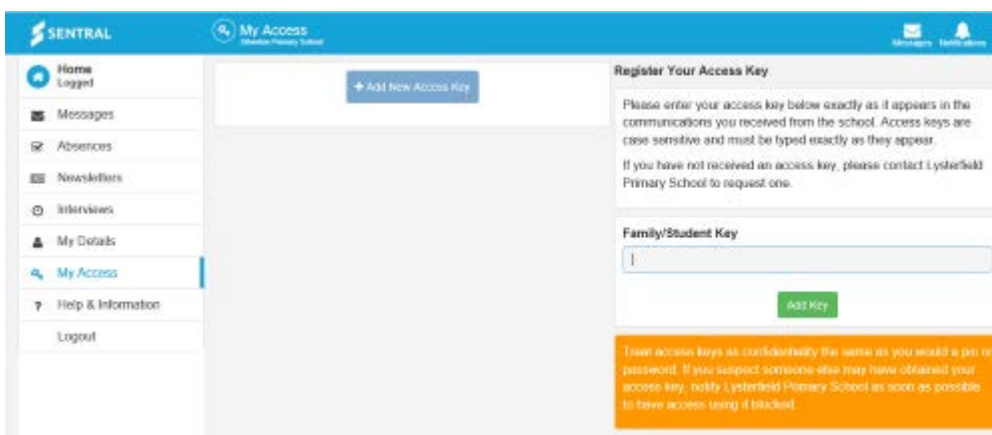
The link to the new portal is: <https://sentral.silverton-ps.vic.edu.au/portal2>

New Registrations

If you have not logged into the Sentral Parent Portal before, you will need to register by clicking Register and entering your details.



Once you have logged in, go to My Access and “Add New Access Key”. You should’ve received an email with your key. If you have not received it, please either call 9795 5033 Ext 1 or email admin@silverton-ps.vic.edu.au.



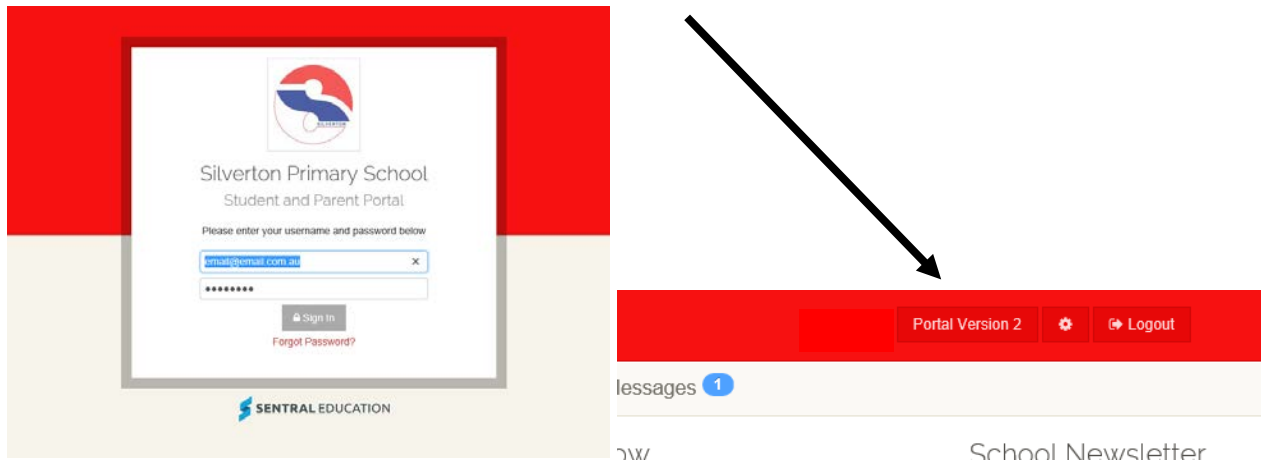
The access key links your child/ren to your account so you can see specific information about them.

You may be sent an email to Verify your account.

Already logged into Portal1 (Legacy Portal)


If you logged into the “legacy” portal (below), you can either

1. Log into the “legacy” portal and select “Portal 2” on the top right



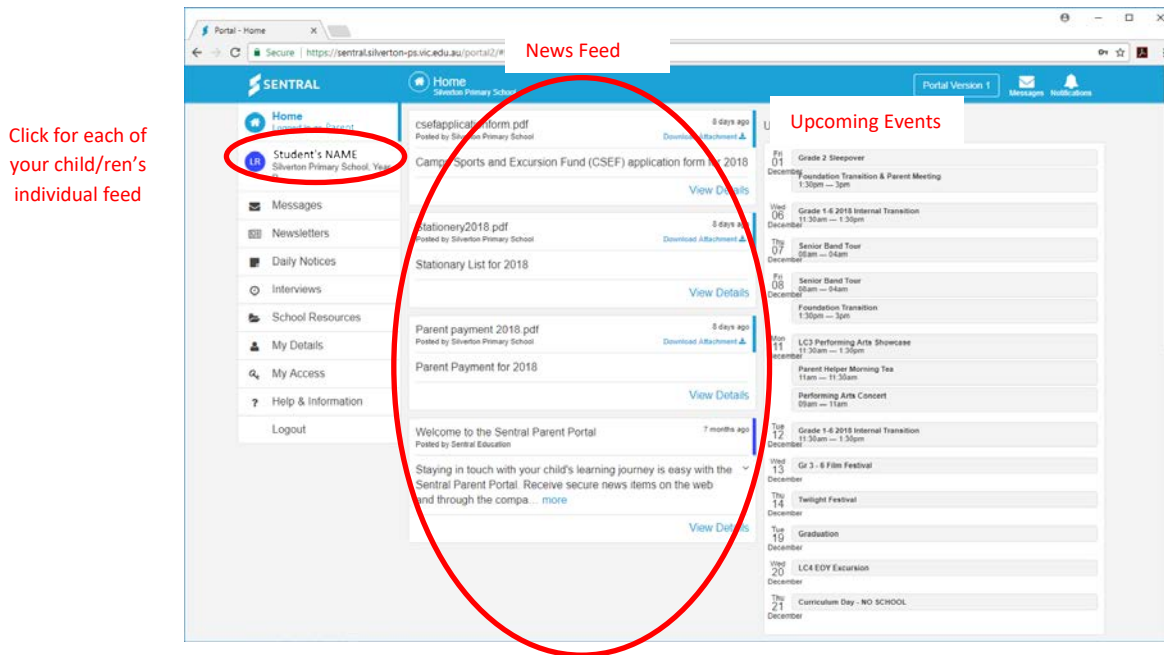
OR

2. Go to the new link <https://sentral.silverton-ps.vic.edu.au/portal2> and enter your usual username and password.

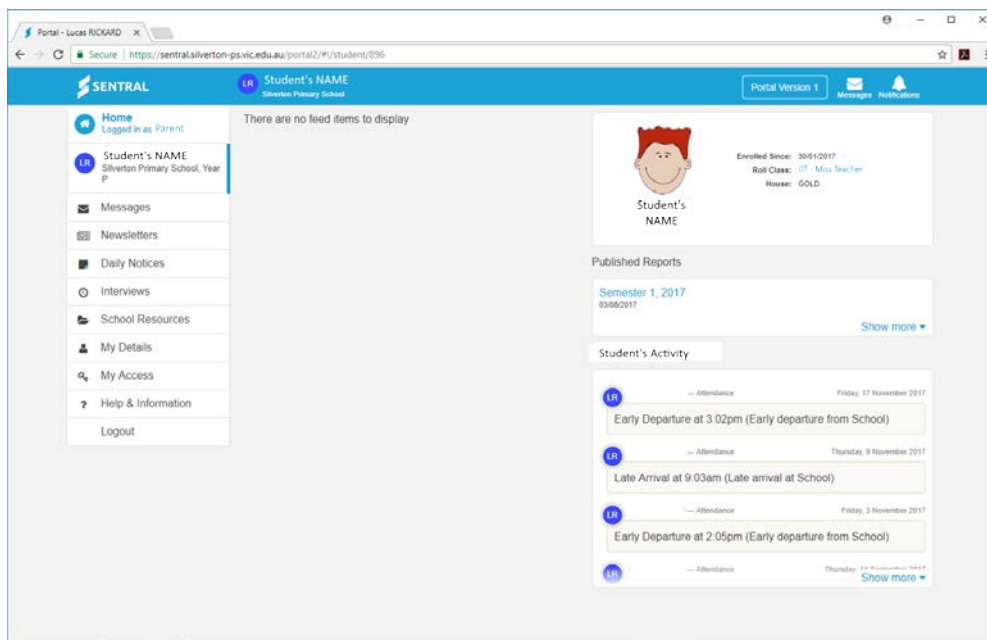


Portal Details

This is the new home screen.



Each child has their own news feed, reports, activities etc.



There are more menu items and options within the new portal.

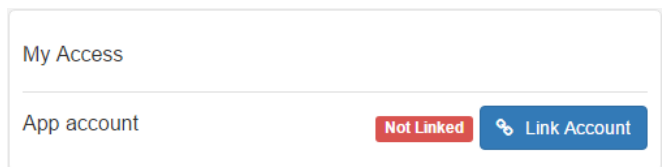
If you have any questions, please contact the office 9795 5033.

Setting up access to the Sentral App.

We recommend that parents register for an App account through the portal.

Once you have navigated through the setup, you will be able to download the “Sentral for Parents App” from your App provider (e.g. Play Store, App Store etc) and login.

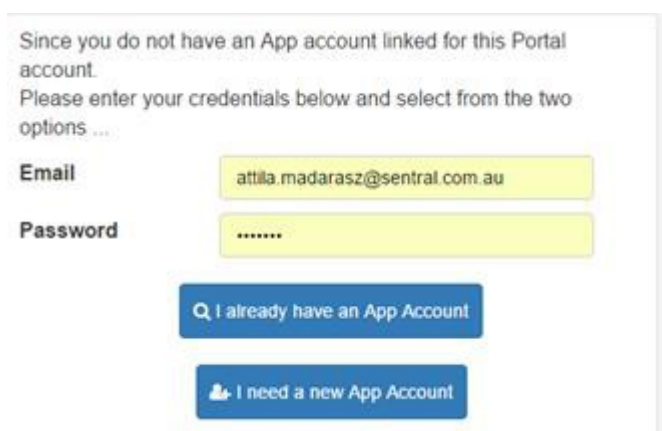
Click My Details in the menu and under My Access click **Link Account**.



My Access

App account Not Linked [Link Account](#)

IMPORTANT NOTE: Use the same email address as your portal username and app access.



Since you do not have an App account linked for this Portal account. Please enter your credentials below and select from the two options ...

Email

Password

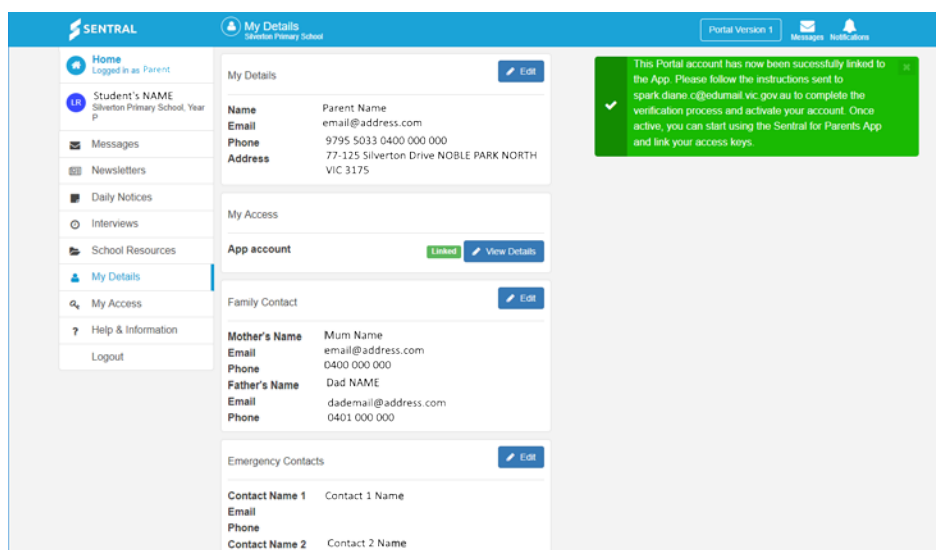
[I already have an App Account](#)

[I need a new App Account](#)

If you have not downloaded the App, click on **I need a new App Account**.

If you have downloaded and logged into the app before click **I already have an App Account**.

Enter your email address and submit. An email will be sent to you to confirm.



SENTRAL My Details Portal Version 1 Messages Notifications

Home Logged in as Parent

Student's NAME Silverton Primary School, Year P

Messages

Newsletters

Daily Notices

Interviews

School Resources

My Details

My Access

Help & Information

Logout

My Details [Edit](#)

Name Parent Name

Email email@address.com

Phone 9795 5033 0400 000 000

Address 77-125 Silverton Drive NOBLE PARK NORTH VIC 3175

My Access

App account Linked [View Details](#)

Family Contact [Edit](#)

Mother's Name Mum Name

Email email@address.com

Phone 0400 000 000

Father's Name Dad NAME

Email dademail@address.com

Phone 0401 000 000

Emergency Contacts [Edit](#)

Contact Name 1 Contact 1 Name

Email

Phone

Contact Name 2 Contact 2 Name

...

APP KEY

An email has been sent out with your App Compatible Key. Please enter this key if you are prompted for a key.

SAMPLE EMAIL

On 30 Nov 2017, at 11:01 am, Sentral Education <noreply@sentral.com.au> wrote:

Hi Parent,

Your new account for Sentral Communications is ready. Click the link below to verify your account.

Verify my account. [

<https://api.sentral.com.au/api/0/register/confirm/?email=email@address.com.au&token=45qC1TkdiwTappq>]

Once you have verified your account you can start adding access keys.

Click to Verify your account.

Registration Confirmation

First Name: Parent

Last Name: Surname

Email: mail@address.com.au

[SET PASSWORD](#)

You do not need to change your password.

You can now download the app from your App Provider and log in using your usual Username (email address) and password.

If you are prompted for an Access Key, please either call the office on 9795 5033 or email admin@silverton-ps.vic.edu.au.

NOTE: Make sure you allow Push Notifications when you first log into the app.